

Summer 2023 Quarterly Report

Computer Lab Management

Prepared by Tim Leamy

Computer Lab Management (CLM) operates 24 computer rooms across the UC Davis campus. These consist of 18 computer classrooms and 6 open access labs with a total of 739 installed stations. CLM also manages six departmental computer rooms with 126 installed stations for the UC Davis Language Center and The Arts Admin Group.

Some of the significant items from Summer 2023:

- Overall usage was roughly the same as Summer 2022. However, it appears compared to pre-pandemic a significant number of classes shifted to remote instruction which reduced logins, printing, etc.
- CLM upgraded 73, 75 & 93 Hutchison to Panasonic PT-VMZ71U7 projectors.
- CLM upgraded to HP LaserJet M406 printers in:
 - 91 Shields
 - Shields basement wireless printing
 - 2101, 2102 & 2013 SCC
 - 78 Hutchison
- CLM removed printers from several classrooms and redirected printing to nearby open access lab. These classrooms rarely used the printers and therefore it made sense to consolidate the printing.
 - 90A & 90B Shields
 - 2211, 2212, 2213 & 2216 TLC
 - 73, 75 & 93 Hutchison
- CLM rearranged layout in 15 Olson by replacing seven standup stations with five sitdown stations to better meet clients' needs.
- CLM upgraded software in the computer rooms, including:
 - macOS Monterey 12.6.8
 - Microsoft Office 2021
 - Matlab R2023a
 - R 4.3.0 & RStudio 2023.03.1
 - Python 3.11.3
 - SPSS 29
- CLM held its annual training Boot Camp for student employees. Staff and veteran students organized and led the five-day event. Sixty student employees attended the event held in late September. The event provided classes on customer service, technical issues, and supporting instruction to better prepare our employees to serve our academic community.

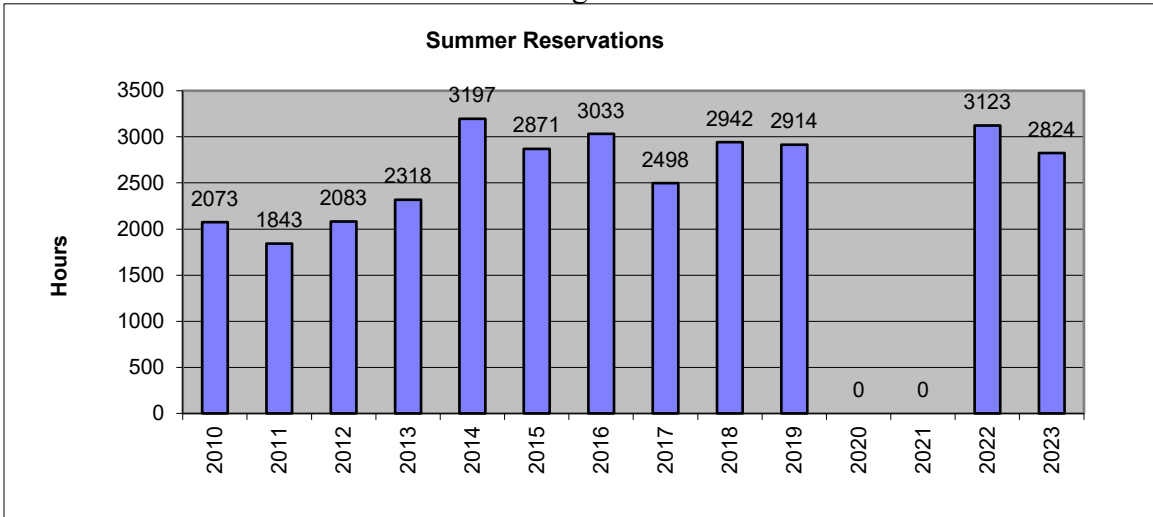
Summer 2022 Statistical Summary

Utilization

Class Use

During Summer 2023 we had 2,824 class hours reserved. The class hours were originally higher, but there were 971 hours of cancellations mostly due to classes shifting to remote instruction.

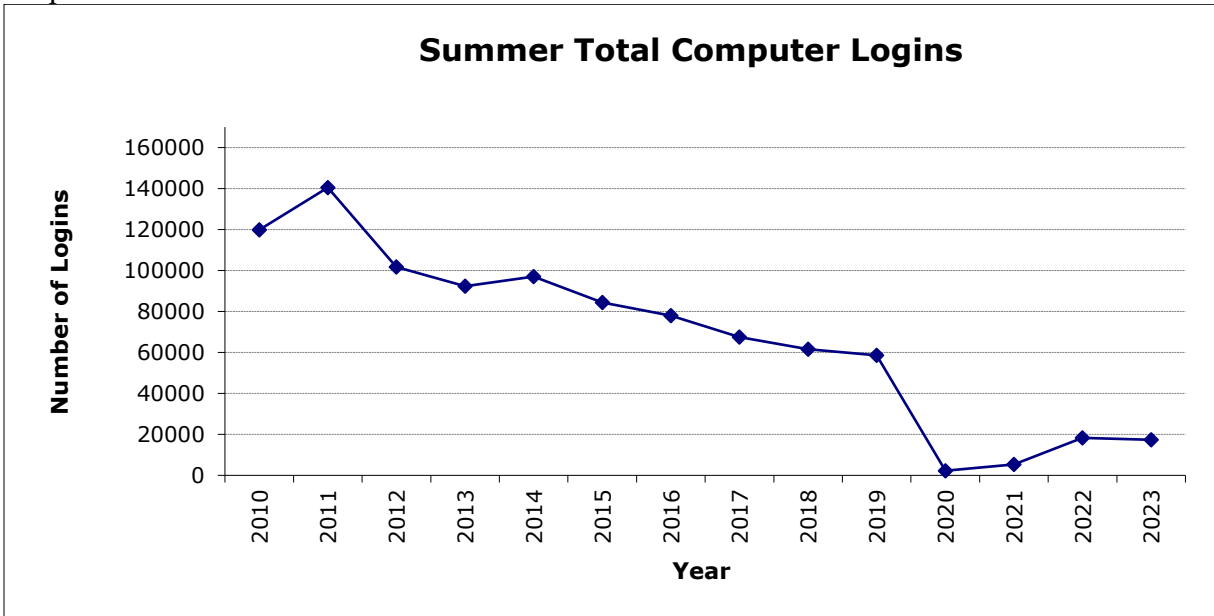
In addition to Summer Session classes, CLM reserves many non-academic classes in the computer classrooms. There was a total of 12 hours of recharge classes.



There were also 259 class software installs and 2 class folders created. Since most faculty have shifted to Canvas, CLM is no longer making class folder by default for UWP classes. Therefore, the number of class folders has dropped dramatically.

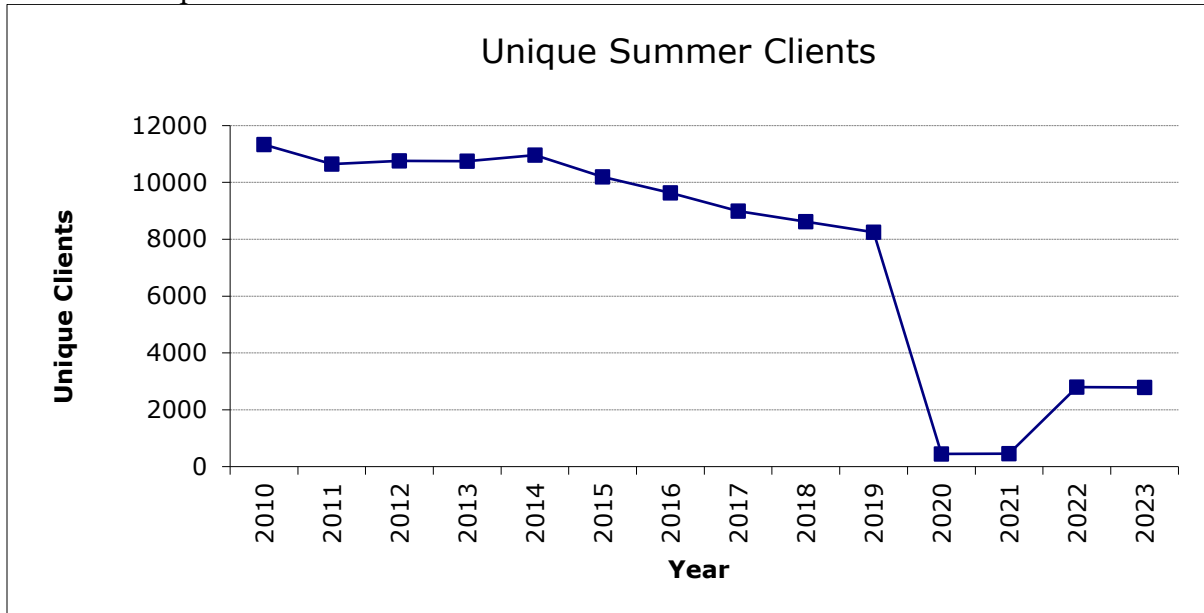
Number of Logins and Users

There were 17,379 total logins during Summer 2023. This was a large drop from earlier years due to the COVID pandemic.



Unique Users

There were 2,782 unique clients during Summer 2023. Again this was a large drop from earlier years due to the COVID pandemic.

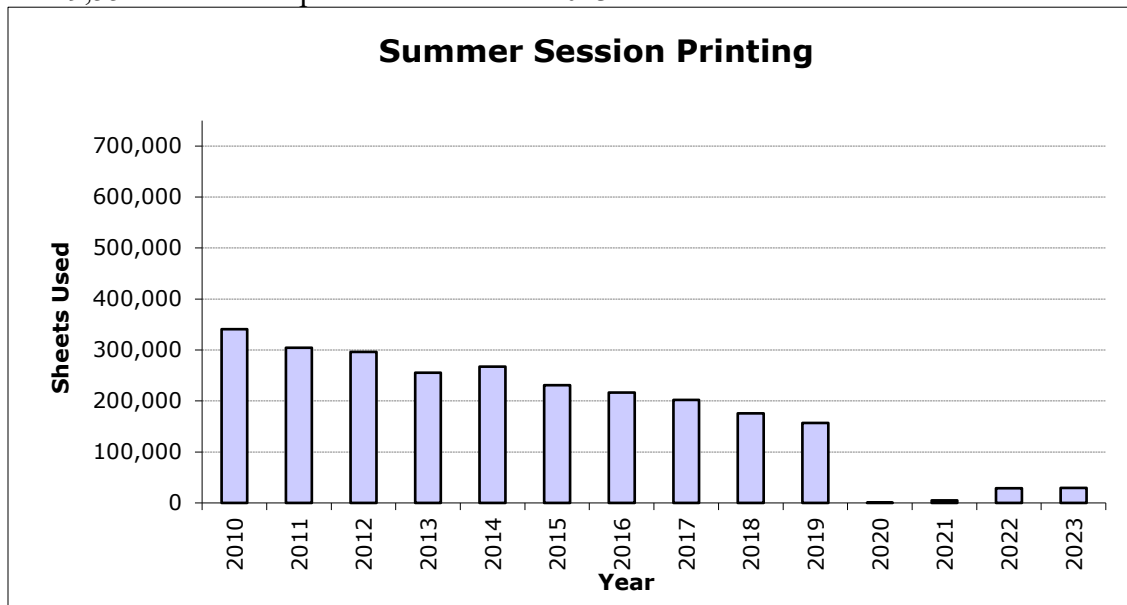


Virtual Lab Users

The IET Virtual Lab was used 867 times by 203 unique clients. Both are a decrease from Summer 2021 when classes were remote due to the pandemic.

Printing

There were 29,554 total sheets printed in Summer 2023.



In addition there were 1,280 color pages printed and 4,482 wireless print jobs.