

# Summer 2022 Quarterly Report

## Computer Lab Management

Prepared by Tim Leamy

---

Computer Lab Management (CLM) operates 25 computer rooms across the UC Davis campus. These consist of 19 computer classrooms and 6 open access labs with a total of 773 installed stations. CLM also manages eight departmental computer rooms with 170 installed stations for the UC Davis Language Center and The Arts Admin Group.

Some of the significant items from Summer 2022:

- CLM opened four new computer classrooms and an open-access lab in the Teaching & Learning Complex (TLC).
  - 2211 - 25 seat PC classroom
  - 2212 - 54 seat PC classroom
  - 2213 - 25 seat PC classroom
  - 2214 - 4 seat open access lab
  - 2216 - 45 seat PC classroom
- Since the campus was open overall usage rebounded somewhat, but not to pre-pandemic levels. A significant number of classes shifted to remote instruction which reduced class hours, logins, printing, etc.
- CLM upgraded Macs in 2101, 2102 & 2013 SCC to macOS 12 (Monterey)
- CLM upgraded 2102 & 2103 SCC to Panasonic PT-VMZ71U7 projectors
- CLM upgraded 2020 & 2060 SciLab to HP LaserJet M406 printers
- CLM upgraded software in the computer rooms, including:
  - Matlab R2022a
  - R 4.2.1 & RStudio 2022.07.1
  - Python 3.10.6
  - AB Tutor 9.3.15
  - AutoCAD 2023
  - DaVinci Resolve 18
  - Atom 1.6
  - GitHub Desktop 3.0.5
  - Maya 2023
  - Rhino 7.21
  - SketchUp Pro 2022
  - Vectorworks 2022
  - Twinmotion 2022
  - Visual Studio Code 1.69.2
  - LibreOffice 7.3
- CLM held its annual training Boot Camp for student employees. Staff and veteran students organized and led the five-day event. Sixty student employees attended the event held in late September. The event provided classes on customer service, technical issues, and supporting instruction to better prepare our employees to serve our academic community

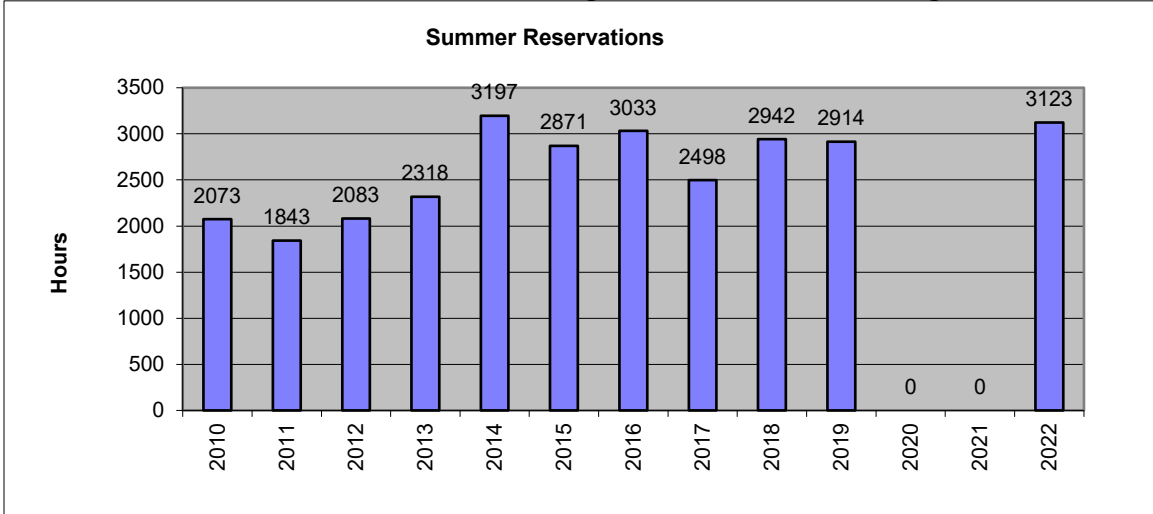
# Summer 2022 Statistical Summary

## Utilization

### Class Use

During Summer 2022 we had 3122.5 class hours reserved. The class hours were originally higher, but there were 570 hours of cancellations mostly due to classes shifting to remote instruction.

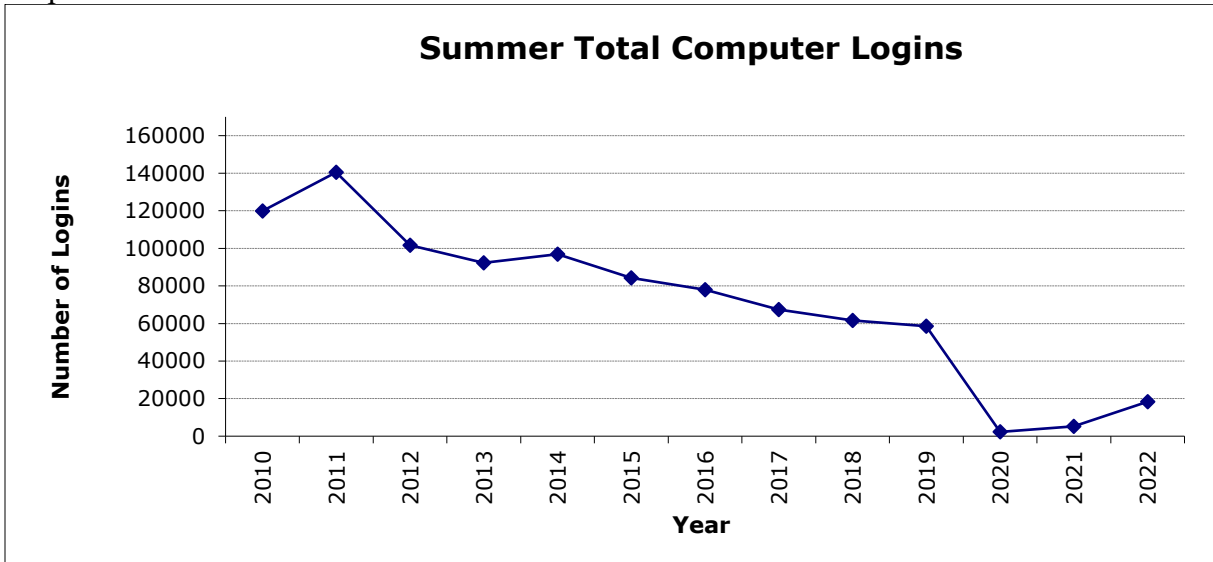
In addition to Summer Session classes, CLM reserves many non-academic classes in the computer classrooms. There were a total of 10 hours of recharge classes and 46 hours of goodwill classes.



There were also 183 class software installs and 1 class folder created. Since most faculty have shifted to Canvas, CLM is no longer making class folder by default for UWP classes. Therefore the number of class folders has dropped dramatically.

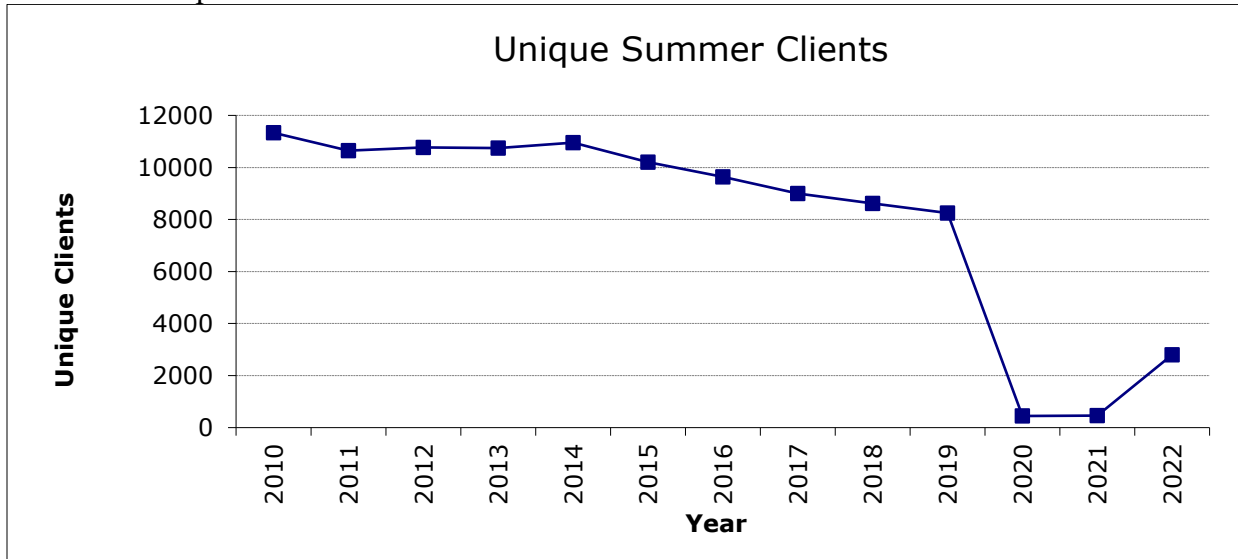
### Number of Logins and Users

There were 18,370 total logins during Summer 2022. This was a large drop from earlier years due to the COVID pandemic.



### Unique Users

There were 2,801 unique clients during Summer 2022. Again this was a large drop from earlier years due to the COVID pandemic.

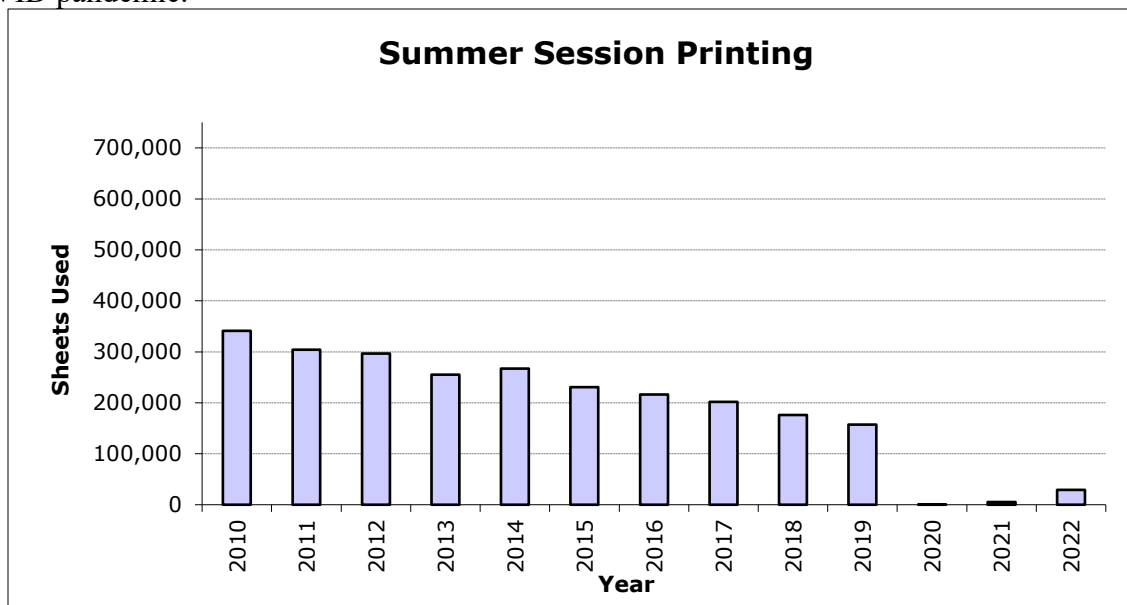


### Virtual Lab Users

The IET Virtual Lab was used 840 times by 262 unique clients. Both are a decrease from Summer 2021 since classes moved back to in-person.

### Printing

The total sheets printed in Summer 2022 were 29,120. This was a large drop from earlier years due to the COVID pandemic.



In addition there were 1,497 color pages printed and 4,310 wireless print jobs.