

Spring 2022 Quarterly Report

Computer Lab Management

Prepared by Tim Leamy

Computer Lab Management (CLM) operates 20 computer rooms across the UC Davis campus. These consist of 15 computer classrooms and 5 open access labs with a total of 615 installed stations. CLM also manages eight departmental computer rooms with 170 installed stations for the UC Davis Language Center and The Arts Admin Group.

Some of the significant items from Spring 2022 include:

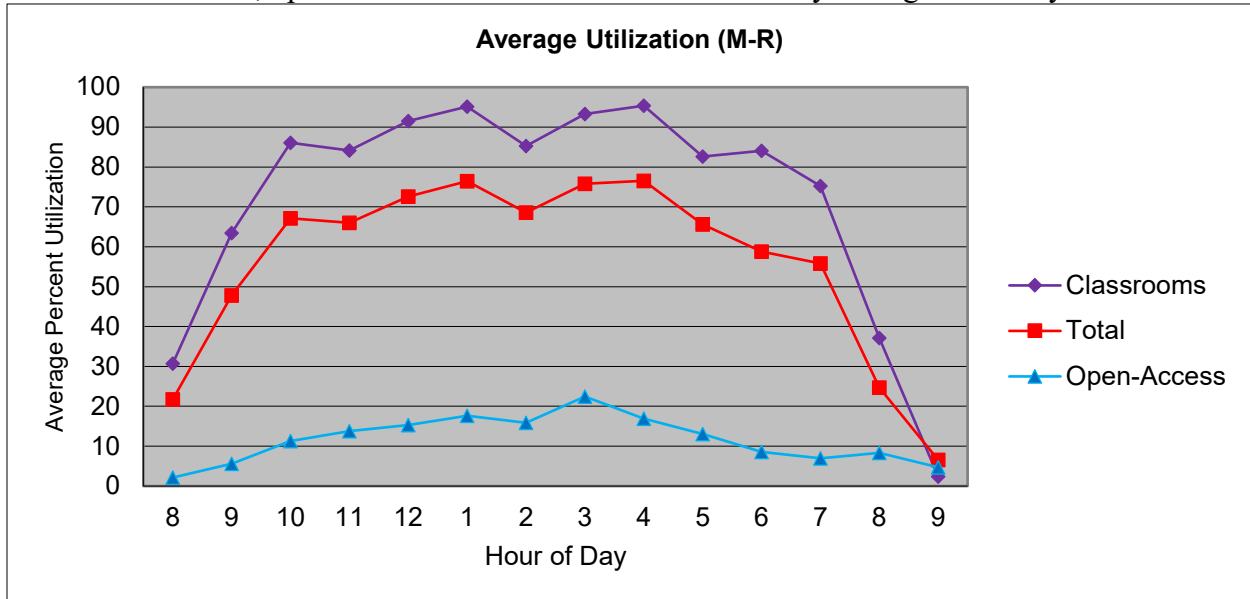
- Most usage statistics increased from Winter 2022. This was expected as during that quarter all classes shifted to remote instructions for the first four weeks.
 - Number of logins, unique logons, and class hours were roughly the same as Fall 2021.
 - Classroom reservations were roughly consistent to pre-pandemic after accounting for classes going remote due to COVID. (6,567 hours in Winter 2020 to 6,297 hours in Spring 2022).
 - Open-access usage remain very low during Spring quarter.
 - Both black & white and color printing increased from Winter 2022, but is still much lower than pre-pandemic levels.
 - It is unclear if these usage changes are due to COVID keeping students away from campus or long term usage changes. Most likely it's a combination. We'll need to watch usage trends to determine how to adjust service levels to match needs going forward.
- The wireless printing service continue to see much higher use than pre-pandemic. There were 17,101 wireless print jobs in Spring 2022 as opposed to an average of 4,255 for the 18-19 to 20-21 academic years. The increase is likely due to the self-serve wireless printing added to the MU Lounge and Shields Basement over Summer 2021.
- CLM started work configuring new computer rooms in the Teaching & Learning Complex (TLC). There are four computer classrooms and one small open-access lab. The construction work hit some delays and therefore we expect the computer rooms to be available for classes starting Fall 2022.
- CLM conducted a faculty survey about computer classroom use. The results are posted at https://computerrooms.ucdavis.edu/pubs/survey/faculty_s22.html

Statistical Summary

Utilization

Overall computer room utilization

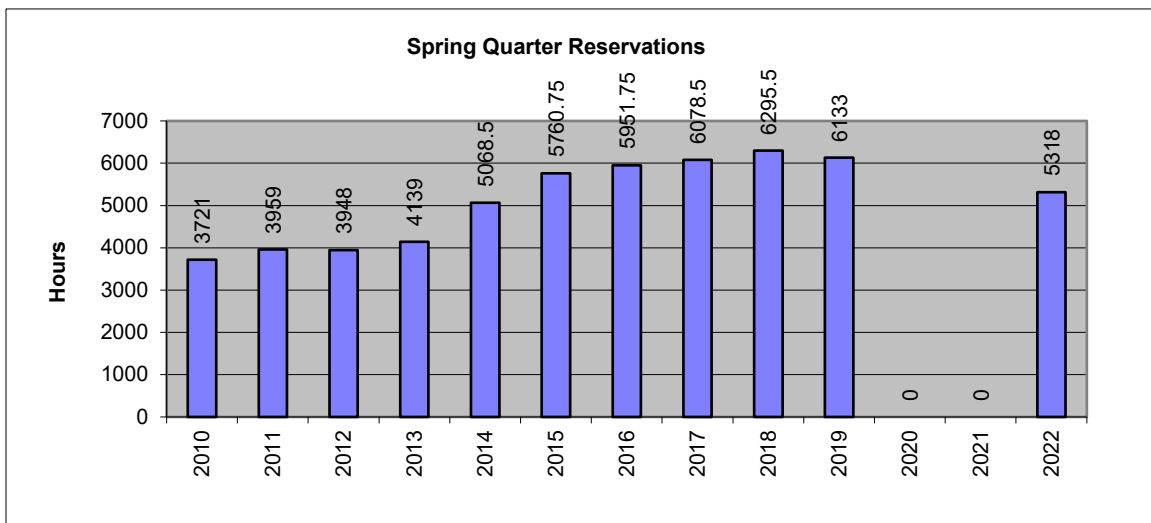
Computer Lab Management operates 20 computer rooms at UC Davis. The graph below shows average utilization for classrooms, open-access labs and all rooms for Monday through Thursday.



Classroom utilization was relatively high (80-90% 10am to 7pm). Pre-pandemic classroom utilization was typically a bit higher, but we had many classes shift to remote instruction and cancel the classroom reservations. Open-access utilization is much lower. It appears the COVID pandemic significantly drove down drop-in use.

Class Use

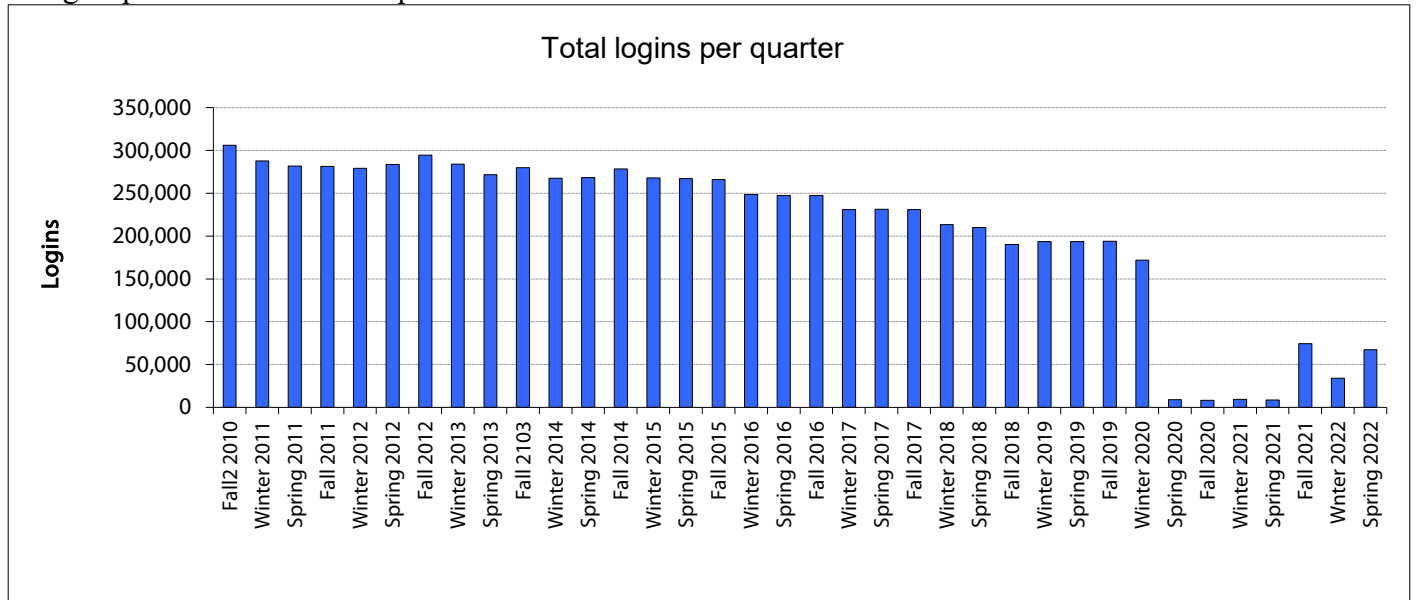
During Spring 2022 there were 5,318 class hours reserved in the computer classrooms. The class hours were originally a bit higher, but there were 937 hours of cancellations mostly due to classes shifting to remote instruction.



In addition, there were 245 class software installs and 13 class folders created during Spring 2022. Since most faculty have shifted to Canvas, CLM is no longer making class folder by default for UWP classes. Therefore the number of class folders per quarter has dropped dramatically.

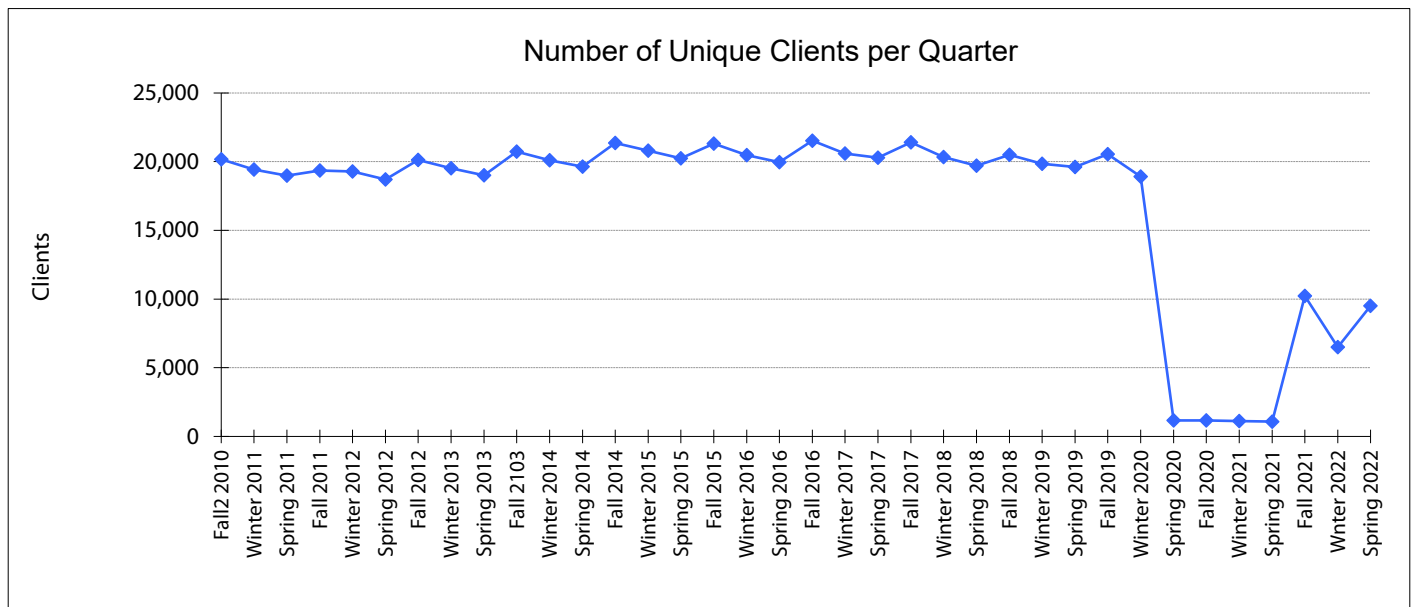
Number of Logins

There were 67,226 total logins in Spring 2022. The increase from Winter 2022 was due to classes mostly being in-person for the entire quarter.



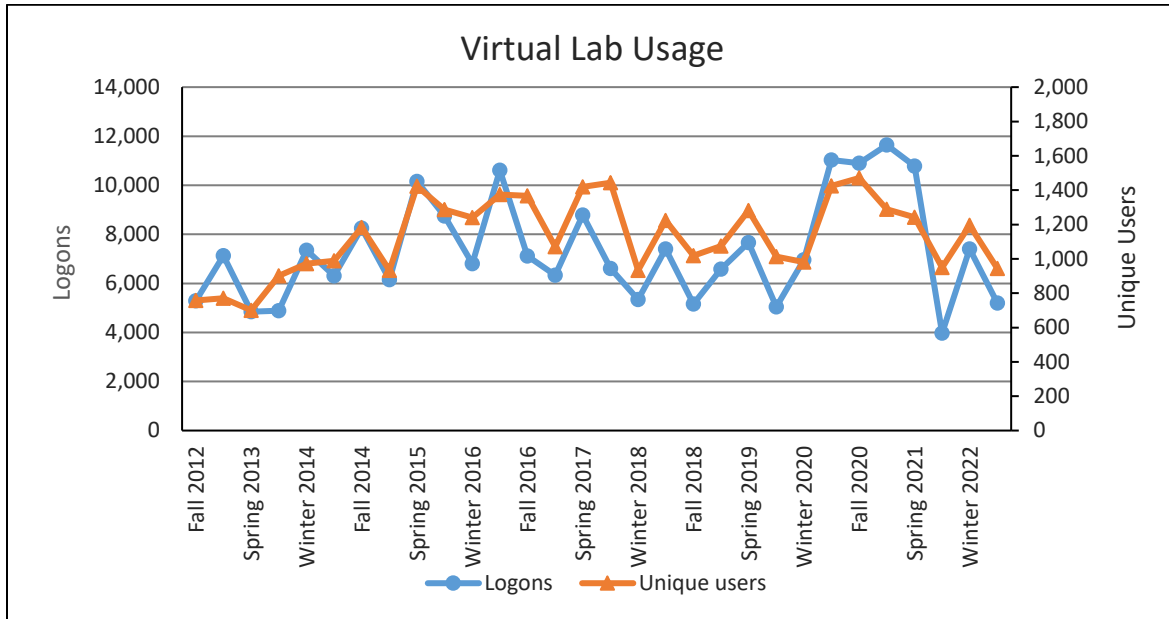
Unique Users

The number of unique clients increased to 9,511 in Spring 2022. 9,237 (97%) of the unique clients were students.



Virtual Lab Users

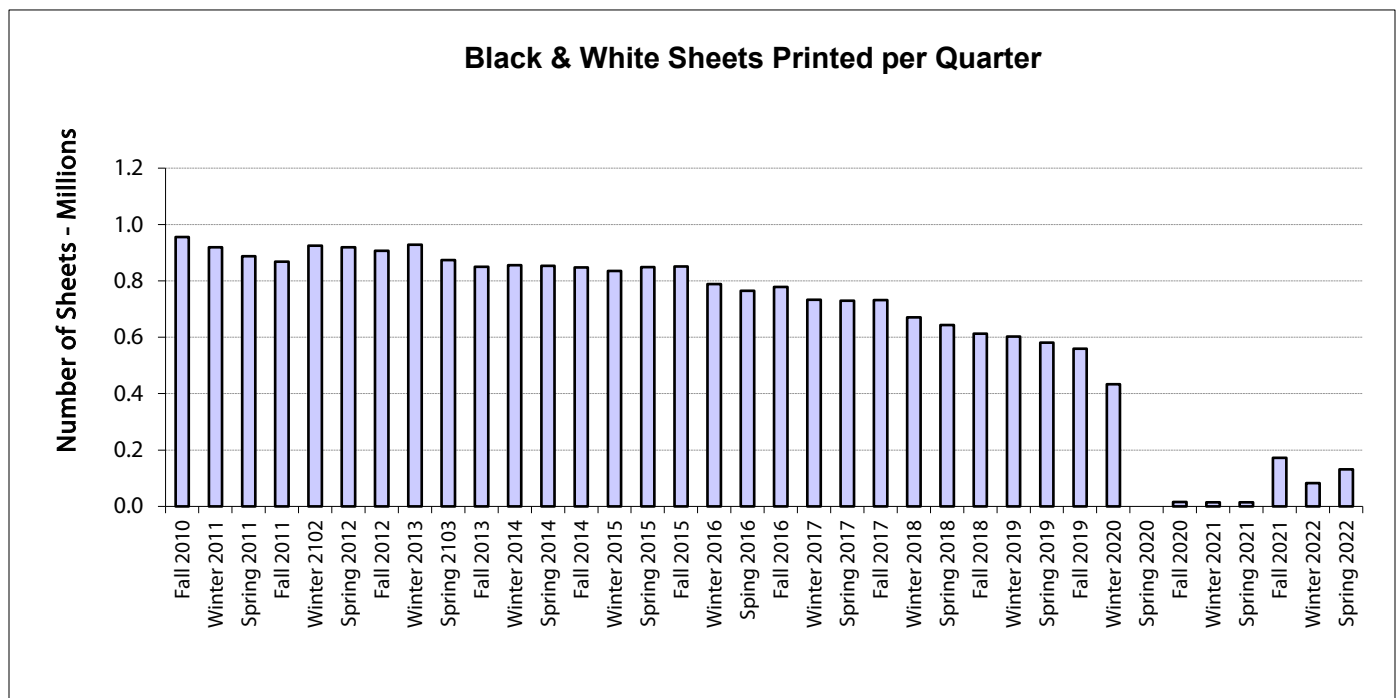
The IET Virtual Lab was used 5,201 times by 943 unique clients. Both are a decrease from Winter 2022, most likely due to classes being in-person all quarter.



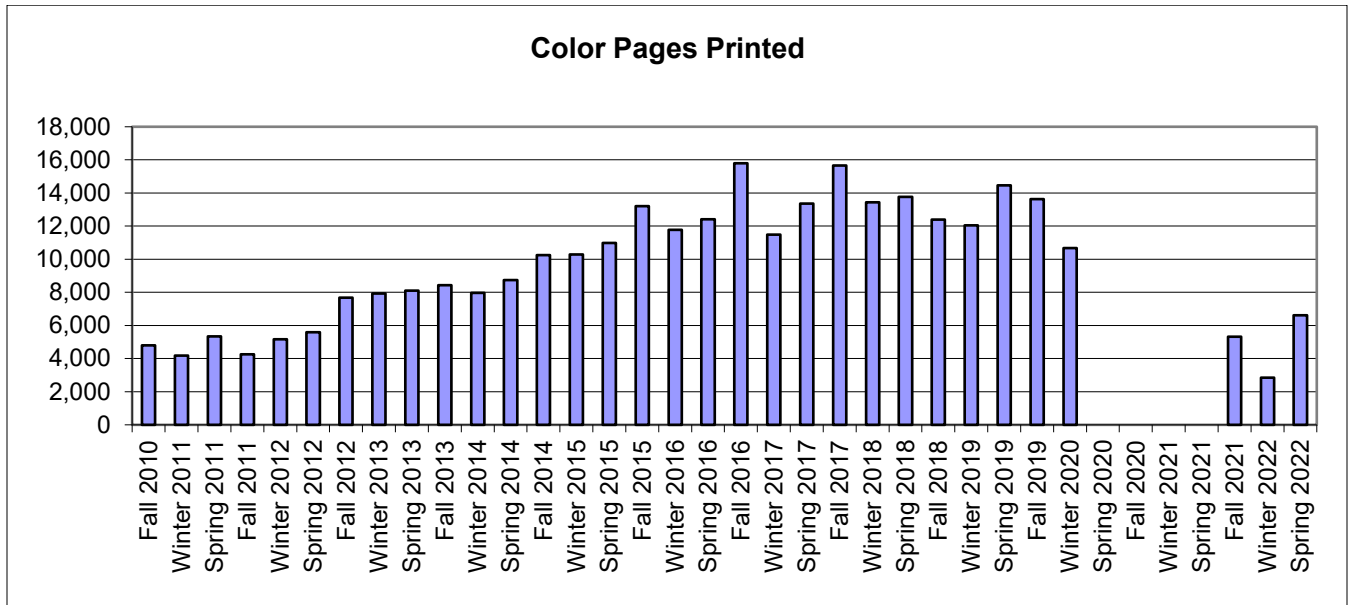
There were 1,408 denied connections to the virtual lab since there were no free stations.

Printing

The total sheets printed in Spring 2022 were 131,259.



There were 6,623 color pages printed.



There were 17,101 wireless print jobs and 3,124 unique clients who printed through the wireless printing system. The post-pandemic increase is likely due to the self-serve wireless printing added to the MU Lounge and Shields Basement over Summer 2021.

