

Fall 2012 Quarterly Report

Computer Lab Management

Prepared by Tim Leamy

Computer Lab Management (CLM) operates 18 computer rooms across the UC Davis campus. These consist of 12 computer classrooms and 6 open access labs with a total of 558 installed stations. CLM also manages 3 computer rooms with 77 installed stations for the Language Learning Center.

Class use of CLM computer classrooms showed a large jump in Fall 2012, essentially filling the additional classroom CLM developed as part of the SCC to Hart move in Winter 2012. This shows that demand for computer classroom remains high as faculty members integrate more computer-centric methods into their classroom teaching. Therefore, CLM is looking for ways to add computer classrooms or reconfigure existing rooms to add more computer stations.

Some of the significant items from Fall 2012 include:

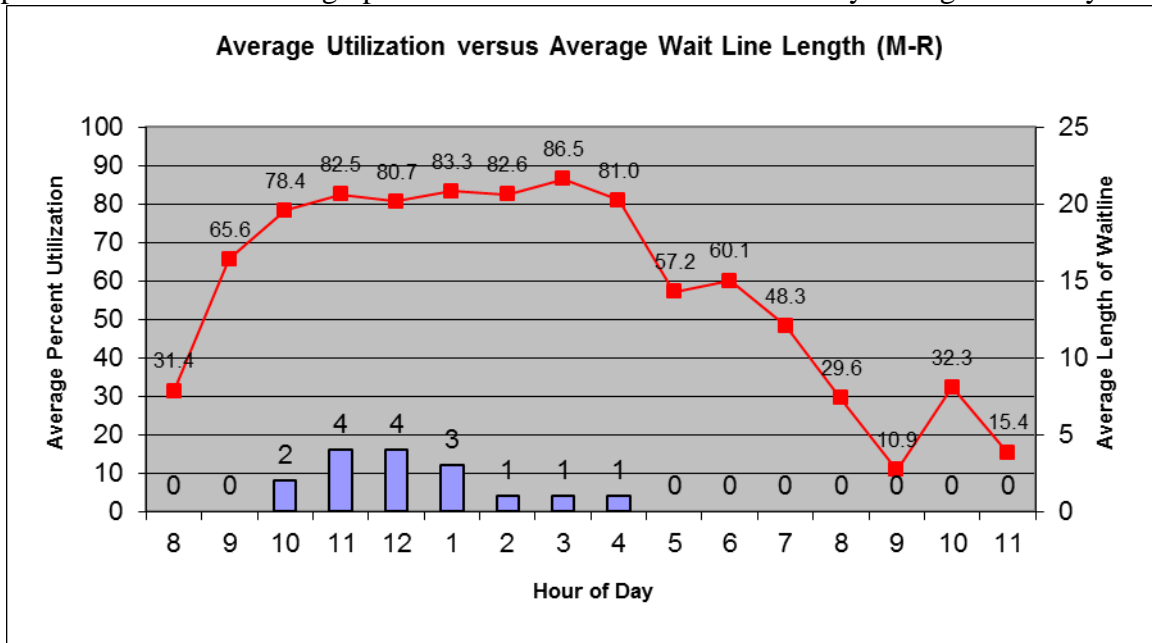
- During Fall 2012 there were 4,238.25 class hours reserved in the computer classrooms. This was the highest quarterly reserved hours in CLM history. The increase is likely due to faculty and departments fully utilizing the additional computer classrooms CLM opened in the SCC during Winter 2012. Since class scheduling typically occurs three quarters in advance, the full effect of adding a classroom was felt in Fall 2102.
- CLM completed the first quarter managing the computer rooms for the Language Learning Center (LLC). There were 8,469 logins by 1,281 unique people in the 3 LLC computer rooms.
- CLM improved the projection in the Hutchison computer classrooms. We upgraded the projection screens in 73 & 93 Hutchison to larger 16x10 ratio screens which allowed us to increase the image size. We also split the front row of lights in 75 Hutchison onto a separate switch. The lighting change improved projection since turning off the front row made the projected image easier to see.
- There were 7,678 color pages printed (an increase of 37% over Spring 2012). The large increase was due to adding color printers to the computer rooms in 177 MU and 182 Shields over Summer 2012.
- The IET Virtual Lab was used 5,296 times by 757 unique clients. This service was started in Summer 2012 CLM expects the number of users to increase as more students and faculty become aware of the service.
- The total logins and sheets printed remained almost constant (within 4%) from Spring 2012, but are substantially lower than the 08-09 school year. The printing rate increase in Fall 2009 appears to have caused a large decrease in student use of the computer rooms. The decrease in open lab hours likely also contributed to the decrease. We hope that the sheets printed will rebound as students become accustomed to the new rate and realize that printing is still relatively inexpensive.
- There was an increase of 1,419 in the number of unique users over Spring 2012. This is likely partially due to the LLC. But even discounting the LLC users there was still an increase of over 1,100 unique clients.
- CLM conducted a faculty survey about computer room use. The results are posted at http://clm.ucdavis.edu/pubs/survey/faculty_f12.html.

Statistical Summary

Utilization

Overall computer room utilization

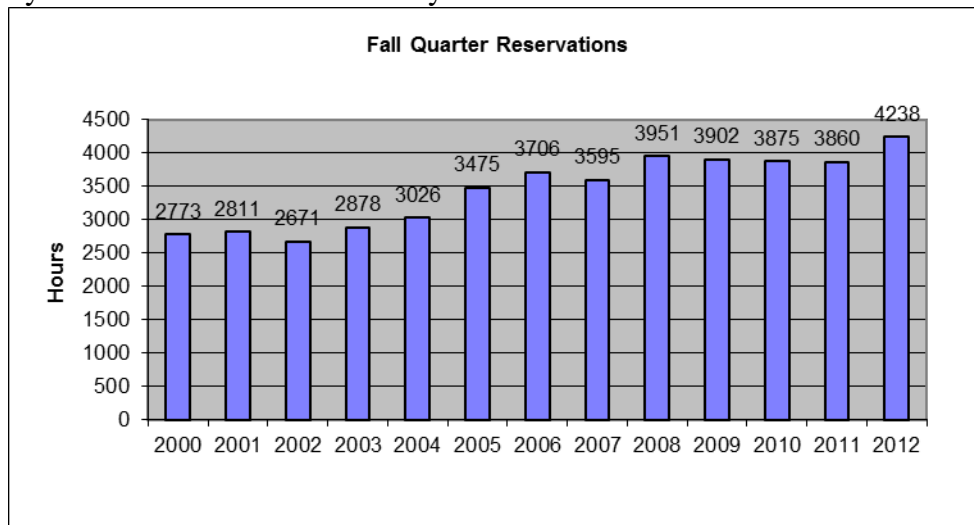
Computer Lab Management operates 17 computer rooms at UC Davis. These computer rooms experience high utilization during peak hours (10:00 am to 5:00 pm). Several of the open access labs also experience wait lines. The graph below combines utilization Monday through Thursday.



Utilization shows the general trend of high usage from 10am to 5pm continued this quarter. The average wait lines in Fall 2012 were quite a bit lower than the 08-09 school year. This is likely caused to the decreased demand due to the printing rate change. The wait line data in the graph is the average wait line for the entire quarter. The maximum wait line length of 31 on November 20th is many times the average.

Class Use

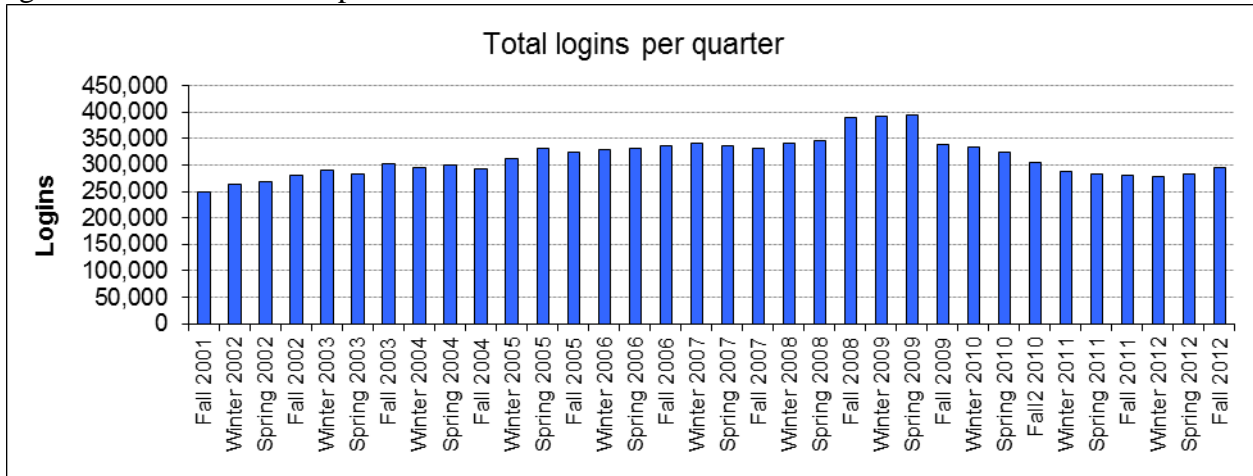
During Fall 2012 there were 4,238.25 class hours reserved in the computer classrooms. This was the highest quarterly reserved hours in CLM history.



In addition, there were 192 class software installs and 97 class folders created during Fall 2012.

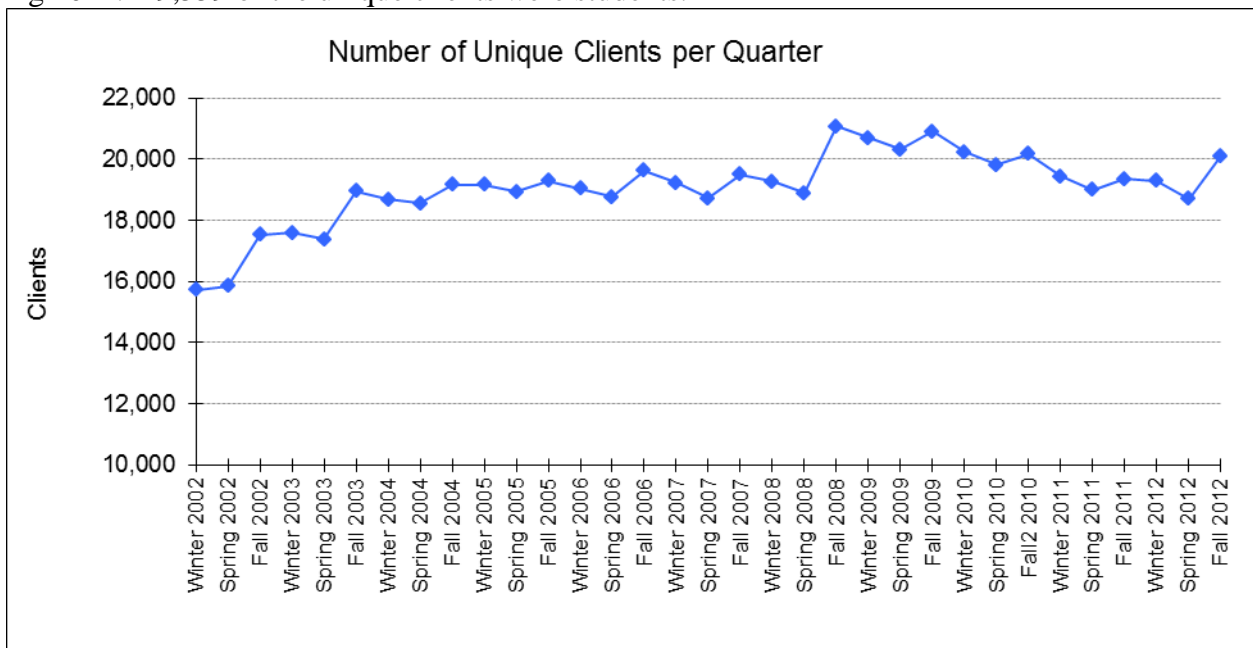
Number of Logins

The total logins in Fall 2012 increased slightly to 294,625 (3.8% increase over Spring 2012). The increase was largely due to the 8,469 logins at the LLC. There is a large decrease from the 08-09 average of 392,096. The decrease is likely caused by the decreased demand due to the printing rate change and the reduction of open hours.



Unique Users

The number of unique clients increased to 20,123 in Fall 2012. This is an increase of 1,419 clients from Spring 2012. 19,559 of the unique clients were students.

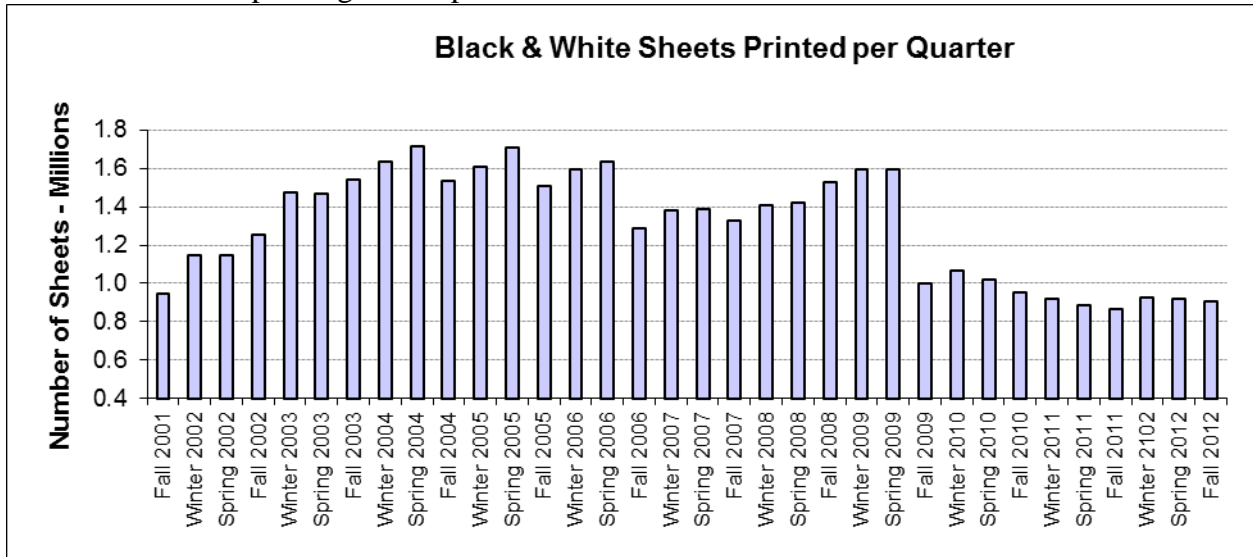


Virtual Lab Users

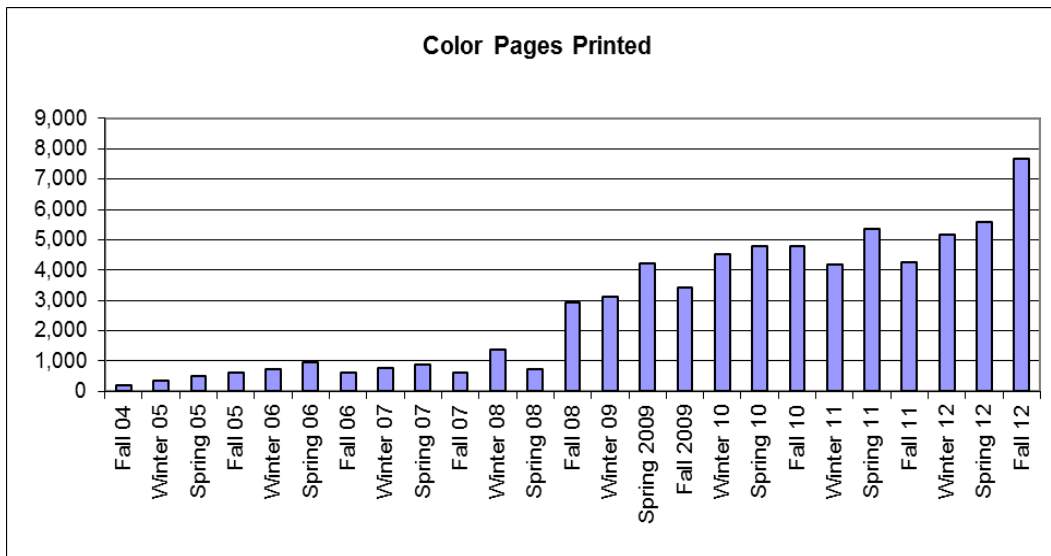
The IET Virtual Lab was used 5,296 times by 757 unique clients. This service was started in Summer 2012. CLM expects the number of users to increase as more students and faculty become aware of the service.

Printing

The total sheets printed in Fall 2012 decreased to 906,360. The average sheets printed per client (of those who printed) was 54.34. The number of sheets printed per quarter dropped dramatically from 08-09 levels due to a new printing rate implemented in Fall 2009.



There were 7,678 color pages printed. The large increase was due to adding color printers to the computer rooms in 177 MU and 182 Shields over Summer 2102.



There were 1,298 wireless print jobs, an increase of 21 from Spring 2010. There were 179 unique clients who printed through the wireless printing system. The drop in wireless printing usage mirrors the overall drop in printing due to the new printing rates in Fall 2009.

